



CHILD CAR SEATS: Ending the confusion



www.b-p-a.org

CONTENTS

INTRODUCTION	3
THE BASICS	4
BEST PRACTICE RESPONSIBILITIES	12
FREQUENTLY ASKED QUESTIONS	15
APPENDIX	32



INTRODUCTION

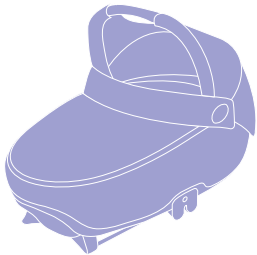
We at the Baby Products Association, after listening to our members and our members' retail partners, became aware that there is huge confusion and contradiction particularly in light of new legislation. We felt that it was our duty, as our member base represents the majority of the car seat manufacturers, to produce a document that harmonises the UK car seat industry combining the fact based views of most major car seat brands into one document that everyone agrees to stand by as a position of truth.



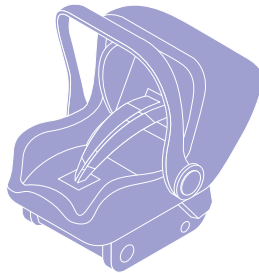
THE BASICS

CHILD RESTRAINT SYSTEM (CRS)

This refers to a child's car seat and is the term most commonly used in regulations and standards. However, we have decided to refer to them with the simpler term of car seat throughout the document. The main types of car seat are:



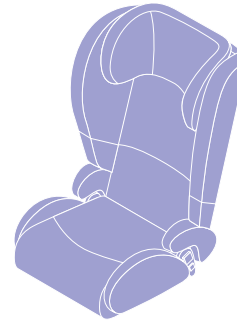
Carrycot



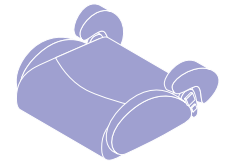
Infant carrier



Toddler seat



Booster seat



Booster cushion

CARRYCOT

These seats allow the baby to lie flat in the car. They may be suited to premature or low birth weight babies. They are sometimes called side-facing or lie-flat car seats. Note: These car seats should not be confused with adjustable infant carriers that allow the baby to lie flat outside the car.

INFANT CARRIER

These rear-facing car seats hold the child in a semi-recumbent position. They are designed to be removed from the car and carried with the child inside. They are often compatible with buggies or strollers.

TODDLER SEAT

These seats are designed primarily for children that have outgrown a carrycot or infant carrier; however, some can be used from birth. They can be rear-facing or forward-facing, depending on the weight or height of child they are approved for. They may also be 'convertible', with both rear- and forward-facing installation options.

BOOSTER SEAT

These seats are designed for children that have outgrown a toddler seat. They raise the child so the car's seat belt is positioned correctly across their body. They include a backrest and are sometimes called high-back boosters.

BOOSTER CUSHION

These seats also raise the child, but they do not include a backrest. They are sometimes called backless boosters.

Some car seats cover more than one of these types by adjusting the position of the child and/or the way they are held in the seat. These are sometimes called 'combination' seats or 'multigroup' seats.



CAR SEAT ATTACHMENT / INSTALLATION

This is the way the car seat is held in place in the car. It is done in one of two ways:

SEAT BELT

This is built into the car and is designed to restrain adults with a lap and a diagonal strap. A seat belt can also be used to secure some car seats by threading it through the seat (e.g. in infant carriers or toddler seats), or around both the seat and the child (e.g. in boosters).

ISOFIX

This is an attachment system developed for car seats. There are two anchor points in each car seating position (small metal bars) and two connectors on the car seat that 'clamp' onto the bars. There must also be a way of stopping the car seat from moving and rotating around the metal bars. The most common are:

Top tether: A strap from the back of the car seat that clips onto a special point in the car.

Support leg (foot prop): A leg from the base of the car seat that presses on the floor of the car.

CHILD SECUREMENT / INSTALLATION

This is the way the child is held in the car seat. It is done in one of three ways:



This is a series of straps with a buckle that are built into the car seat. A harness is used in baby and toddler seats. A harness may also be called an integral harness.



This is an alternative to a harness in some forward-facing toddler seats. It sits on the lap of the child and supports their torso. Some impact shields are held by their own straps, others by the car seat belt. A shield may also be called a safety cushion or impact cushion.



As noted previously, this is part of the car's safety equipment for adults. A seat belt is used to hold the child (and car seat) in boosters.

CAR SEAT REGULATIONS

In the UK (and the European Union), children must use a car seat that is approved to UN Regulation No. 44 (R44) or to UN Regulation No. 129 (R129). No other car seats are legal to use, even if they have other approvals. In the case of R44, only seats that are approved to the third and fourth series of amendments are legal to use. These will be labelled R44.03 or R44.04 respectively.

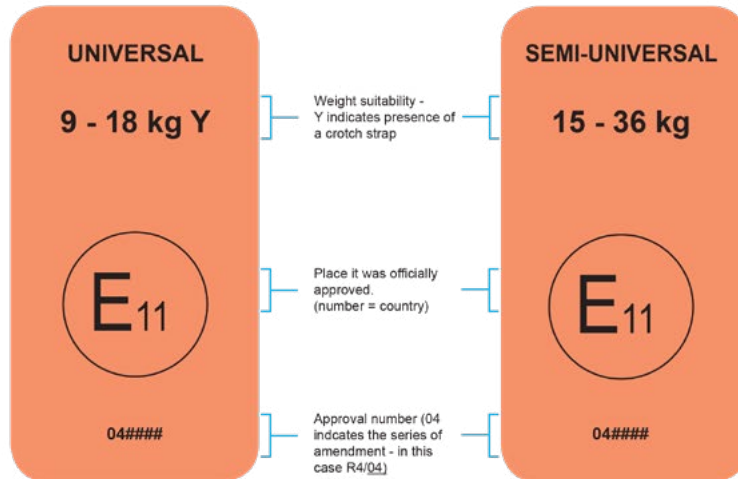
R44 car seats are chosen according to the child's weight only. There are five pre-defined weight groups (Groups 0, 0+, 1, 2 and 3) that each seat must be approved to. It may be possible to choose more than one type of car seat in each weight group. Furthermore, each seat can be approved for more than one group.

R129 car seats are chosen according to the child's height (an upper weight limit is also given for ISOFIX seats). There are no pre-defined groups: the car seat manufacturer can approve the seat for any height range. However, the height range will determine the car seat type (and the way the child must be restrained within it).

i-Size is a type-approval category of seat within R129 that describes seats that are compatible with i-Size positions in cars. There will be some R129 cars seats that are not i-Size, but still have many of the benefits of the new regulation.

You can find out easily if a car seat has these approvals by looking for the label on the seat (usually orange although they don't have to be). An R44 approved car seat will have a label with a capital 'E' in a circle and 'ECE R44'. An R129 car seat will have an orange label with a capital 'E' in a circle and 'Regulation No. 129/XX' where XX denotes the series of amendments.

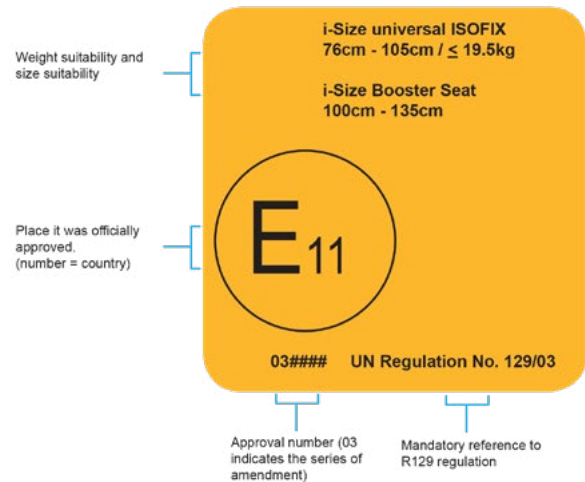
Example of R44 label with mandatory information



NOTE: It is not mandatory to reference the R44/04 regulation, although this is commonly found on labels.

A car seat is said to be 'approved', 'type-approved' or have 'type-approval' if it meets the requirements of these regulations and has the corresponding label mentioned above.

Example of R129 label with mandatory information



Note: These are United Nations regulations developed by global committees of the United Nations Economic Commission for Europe (UNECE). These regulations are adopted in the European Union as well as several other countries in Europe, including the UK, and further afield (*see FAQs for more on this*).



CAR SEAT TYPE-APPROVAL CATEGORIES

Car seats are type-approved within both R44 and R129 into certain categories that describe the vehicle seating positions they can be used in. For example, an R44 universal category car seat can be used in any seating position listed as suitable for a universal car seat in the vehicle owner's manual. Similarly, an R129 i-Size category car seat can be used in any i-Size seating position (*see FAQs for more on this*).

Note: i-Size is just a type-approval category of seat within R129 that describes seats that are compatible with i-Size positions in cars. There will be some R129 cars seats that are not i-Size, but still have many of the benefits of the new regulation.

VEHICLE FITTING LIST

A vehicle fitting list is a list of compatible cars and seating positions for the car seat. It is used with certain car seat type-approval categories in R44 (i.e. semi-universal, restricted, specific vehicle) and R129 (specific vehicle). It may also be called a vehicle application list, installation list, or compatibility list.

ADAC

The ADAC (Allgemeiner Deutscher Automobil-Club e.V.) (General German Automobile Club) is an automobile club in Germany that conducts consumer tests that differ from those required in the Regulations and provide a rating to the public. Which? utilises the data from the ADAC crash performance testing alongside its own usability tests and gives its own score rating.





BEST PRACTICE RESPONSIBILITIES

MANUFACTURERS

- 1 Train store staff.
The car seat user manual is a required element of meeting the Regulation and it is vital that this is ALWAYS referred to when fitting and using a car seat.
- 2 Where applicable, provide a vehicle fitting list
- 3 Provide a telephone helpline.
- 4 Ensure that all personnel are familiar with the Baby Products Association's car seat paper and do not give advice that contradicts it.

Note: It is a legal requirement to use a car seat that complies with the relevant Regulations and all Baby Products Association members will provide one that does.

RETAILERS

Pre-sale advice (a casual enquiry or information gathering ahead of making a choice).

In order to give advice on the appropriate car seats for the child, staff should ask the customer the child's age, weight and height. This information might not always be required but it is considered good business practice to capture this data at this point.

The customer should be asked whether the main vehicle in which the car seat will be used has ISOFIX anchorage points and whether it is suitable for i-Size car seats.

The differences between rearward facing and forward facing car seats.

Note: This is not relevant if the customer has already explained that the child is older and they are in the market for a booster seat.

Pre-purchase advice (when the customer is selecting the car seat to buy).

The customer should be asked for the child's age, weight and height.

The make, model and age of the main vehicle in which the car seat will be used and that of any other vehicles in which it may be used. i.e. grandparent, child minder, etc. should be obtained.

The car seat user manual is a required element of meeting the Regulation and it is vital that this is ALWAYS referred to when fitting and using a car seat. Staff should highlight to the customer that this instruction manual can be found within or attached to the product.

If applicable, i.e. ISOFIX, then the vehicle fitting list should be checked for compatibility with the main vehicle and if required, all other vehicles in which the car seat will be used.

The customer should be asked whether **all** vehicles in which the car seat will be used have ISOFIX anchorage points and/or i-Size seating positions.

Offer to demonstrate the fitting of the car seat, preferably in the actual vehicle or at least on an in-store demo rig.

Note: Only relevant if the car in which the car seat will be used doesn't have i-Size seating positions.

Check the customer's car manual for any extra instructions or exclusions.

The customer should be asked whether all vehicles in which the car seat will be used have ISOFIX anchorage points and/or i-Size seating positions' '(i.e. seating positions designed for an i-Size car seat).

CONSUMERS

- 1 The car seat user manual is a required element of meeting the Regulation and it is vital that this is ALWAYS referred to when fitting and using a car seat.
- 2 Supply the age, height, weight of the child. This helps the retailer identify the appropriate car seat for your child and it may not be possible to gather this information in store.
- 3 Provide the make, model and age of the main vehicle in which the car seat will be used and that of any other vehicles in which it may be used. i.e. grandparent, child minder, etc.



MEDIA PUBLICATIONS

- 1 Always use fact based statistics particularly with regard to collision data.
- 2 Refer to this document for terminology and best practice.
- 3 Contact the Baby Products Association for clarification on any points if uncertainty exists before publishing any information.

FREQUENTLY ASKED QUESTIONS

1. Should a retailer demonstrate the attachment/ installation of a car seat to my vehicle?

Always. The demonstration of the correct use and installation of a child's car seat is always worthwhile and whilst there is no requirement for a retailer to offer to do this, it is recommended that this is requested if not offered. The need for a physical check, however, depends on the Regulation that the car seat is approved to and its approval category. Any physical check should not contradict, or go beyond, the information given in the car seat user manual.



2. Can a retailer make the assessment that the child's car seat fits my vehicle?

For R44 car seats that are in the universal category, checks should be made for any conflict with the interior of the vehicle, such as squeezing the car seat into such a small place that it distorts the natural resting position of the seat or it adds an additional load to the car seat belt buckle so that it affects performance (buckle crunch).

For all other categories of car seats that are R44 approved, a car fitting list is provided by the car seat manufacturer.

For R129 car seats; a physical fit check is not needed but as mentioned above, can be useful to show parents how the car seat is correctly installed. An i-Size category car seat is guaranteed to fit in an i-Size seating position.

For other categories of car seat in R129 (and for i-Size car seats in non-i-Size vehicles) the retailer should refer to the car seat's user manual in conjunction with its vehicle fitting list, if one is provided. The retailer cannot make this assessment and is not responsible for checking if the car seat is compatible for a particular car.

All vehicle manufacturers are actively keeping both printed and digital lists up to date as it is in the commercial interest of the manufacturer. If you find a vehicle not on the list, i.e. a brand new model, contact the car seat manufacturer to check that it is compatible as it may simply be that the list has not yet been updated.



TOP TIP: Do not rely completely on the advice given at any one retailer. Get a second opinion and do your research to ensure that you have the right car seat for your car.





3. Is R129 better than R44?

R129 (often referred to as i-Size) raises the minimum standard. It improves the compatibility between the child and the car seat and the vehicle seat.



TOP TIP: Do not assume that your child will be safer in an R129 car seat. If it is not suitable for the vehicle in which it is being used, stick with an R44 car seat.

4. Are i-Size car seats compatible with non i-Size?

Not always. i-Size car seats will include a vehicle fitting list for non i-Size cars. Check the vehicle fitting list for your child seat and vehicle combination.



TOP TIP: Do not be afraid to ask to see the user manual and vehicle fitting list **BEFORE** you purchase a car seat.



5. Were booster cushions banned from January 2017?

Booster cushions have not been banned. From January 2017 no new models can be approved for R44 group 2 to suit children weighing 15kg and over but existing models (those that were type-approved before the change) can continue to be manufactured, sold and used.



TOP TIP: If you already own a booster cushion, you do not have to change it.

TOP TIP: Booster cushions can still be made, sold and used. It just means that the manufacturer had their seat type approved before January 2017.

Any newly developed models can now only be approved for group 3 and used by children between 22–36kg. They must also carry a label that states they can only be used by children over 125cm in height.

However, booster seats, which are considered the safer alternative, are another option for children of this size. They are adjustable to cover a wider range of weights and heights. For combination products (those designed to take a younger/smaller child initially) the child uses the integral harness in the seat unit until they reach the weight specified in the instruction manual and then uses the car's seat belt as with other booster seats.

6. What is happening to R44 car seats? When will retailers have to stop selling R44 car seats?

The sale of R44 car seats in the EU and NI must cease on 1st September 2023, although there is a proposal for a 12 month grace period for products already on the market. However, this does not infer that these are unsafe and you can continue to use an R44 seat for the foreseeable future. (*For more information, please refer to the appendix on pages 32–33*). The legislation for this end date wasn't adopted in Great Britain and therefore until we hear differently, sales of R44 child restraints can continue in Great Britain beyond the 2023 date.

7. Is a shield better than a harness or vice versa?

Both systems are capable of fulfilling the safety and performance requirements of R44 and R129 and there is no evidence from real life collisions that one is better than another.



TOP TIP:

The type of car seat is purely a matter of personal choice, don't be coerced into purchasing one over another by marketing campaigns. Buy the most suitable car seat for your car and your child.

8. A consumer tests says one seat is better than another, is this true? I thought all seats that passed the law were safe?

European car seats are manufactured to comply with mandatory safety and regulatory standards, comprising either R44 or R129, which are set forth by the United Nations Economic Commission for Europe (UNECE). These Regulations set minimum levels of car seat performance that are based on detailed studies and evidence from real collisions and are designed to target the most common types of collision and injuries to ensure children's safety in car seats across Europe.

There are other tests conducted, often referred to as consumer tests, but as the exact details of these tests are not disclosed, it is not possible for the Association to comment on them or the results.

9. My child escapes their seat (shield or harness) so the seat must be faulty, what do I do?

This is not a design fault. Consumers should follow the car seat manufacturer's instruction manual, tightening the harness or shield or repositioning the harness straps/shield where necessary. Continue to educate your child that this can be dangerous in the event of a collision or hard stop.



TOP TIP: Try to teach your child the important role of their car seat and the positioning of the harness. Manufacturers will give you the information that you need but it is up to YOU to follow it.

10. Can I use an accessory to stop my child getting out of the car seat once they are fastened into it?

The Baby Products Association recommends that only products supplied or recommended by the car seat manufacturer should be used with the car seat. Accessories cannot be approved to R44 or R129, unless they are a permanent feature of a particular car seat model.



TOP TIP: The use of a non-approved accessory could negatively impact any insurance claim.

TOP TIP: There are products available that reduce this problem. Speak to the manufacturer if you are not clear which products they recommend.

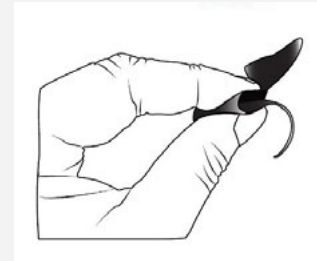
11. How tight should the harness/shield be?

It should be as tight as possible whilst keeping the child comfortable. Please consider padded clothing when adjusting the harness/shield.



TOP TIP: No more than two fingers pressed together should be able to be passed between the child and the harness/shield.

TOP TIP: You should not be able to create a loop when pinching the harness between finger and thumb on the vertical part of the harness.



12. Is a second hand car seat ok to use?

It is not recommended and you should NEVER buy from an unknown source. Only car seats of which you are certain of the integrity should be used (i.e. there is no damage and it has not been involved in an accident) but you will not benefit from the improvements in technology that a new seat will provide.

Please bear in mind that not all damage is visible. If the car seat has been dropped or knocked, there may be damage to the structure of the seat that is hidden by padding, etc.

Where there is any visible damage it should definitely NOT be used.

13. When is a car seat considered too old to be used anymore?

There are currently no set limitations unless specified in the car seat manufacturer's instructions. However, by using an older car seat, you will not benefit from the improvements in technology that a new seat may provide.



14. If I drop the car seat is it ok to use?

In general no, it should not be used however if you have any doubts you should contact the manufacturer for advice. Where there is any visible damage it should definitely NOT be used.



TOP TIP: Any increase in the flexibility of the car seat will almost certainly mean that it has sustained damage.

15. How do I know if my car seat has been involved in an accident?

You should only use a car seat of which you know the full history and are certain of the integrity (see question 10).

16. Can you bring a new born baby out of hospital with a baby-toddler seat, my hospital insist on it being an infant carrier?

Yes you can; a suitable R129 car seat is indicated in its recommended size range and those specifying suitability for a child from around 40–45cm are suitable for new born babies or;

R44 car seats specifying suitability for a child weighing from 0 kilos (group 0+ and 0+/1) are also suitable for new born babies.

17. Why are infant car seats so heavy?

The primary function of any car seat is as a safety device and weight is often compatible with ever increasing safety requirements.



18. I hear that some midwives are still saying you must turn your child round at 9kg (9 months) when you say it's safer up to 4 years?

You do not have to turn your child around at 9 months. It is safer to have your child rearward facing for as long as comfortably possible. R129 stipulates that your child should be rearward facing until at least 15 months old.



TOP TIP: Most midwives keep abreast of current Regulations but as these can be quite complex and subject to change, don't rely entirely on the advice that you are given.

19. Is an ISOFIX car seat safer than a belted car seat?

ISOFIX car seats are more likely to be fitted correctly, therefore making them safer, however, well fitted belted car seats (in accordance with the manufacturer's instructions) can be equally safe.



20. Why do some infant carriers have 3 point harness and others 5? Does 3 or 5 point perform better?

In a rearward facing car seat both 3 point and 5 point harnesses can be used and it makes no difference to performance. For forward facing car seats only 5 point harnesses can be used. Infant carriers are always rearward facing.



TOP TIP: Always ensure that the harness is properly secured and fits your child snugly (see *question 9*).

21. I hear that certain seats are tested above ADAC test speeds, is this right?

As long as the seat meets the requirements of R44 or R129 then it can be considered to provide scientifically developed levels of safety.

Car seat manufacturers might perform even stricter tests but we cannot comment on these and it is practically impossible to verify that they lead to safer car seats in real collisions.

22. How long should my child travel rearward-facing?

The R129 Regulation stipulates that your child should be rearward facing until at least 15 months old. However, many car seats allow children to rear-face for longer and we recommend keeping your child rear-facing at least until the limit of your car seat is reached.

Note: The Baby Products Association, which is an active member of the working groups that define Regulations, could not possibly comment on anything that contradicts the Regulations.

23. Is using a base for an infant seat safer?

Infant seat bases provide greater convenience; allowing infant carriers to be easily installed and removed from the vehicle. They are more likely to be fitted correctly, therefore making them safer than an incorrectly fitted seat.



24. Do I have to use a base for an infant carrier?

No, the Regulations do not make it mandatory to use a base, although there are some seats on the market for which a base must be used. You should always read and follow the user manual.

25. When do babies outgrow the infant carrier?

All children outgrow their car seat when they reach the weight and/or height limit stated on the label and in the user manual, however, some children might also grow too large for their car seat before they reach these limits (for example, they can grow too large either at the shoulder or the pelvis) and the user manual should explain what to look out for.

If the child's head is higher than the back of the car seat and this cannot be extended to accommodate it, the car seat is too small.

This will be much less likely in R129 car seats because the Regulation specifies the inner dimensions of the seat and this means it should be able to fit most children covered by the stature limit.



TOP TIP: It is essential to read the user manual and keep for future reference.

26. Am I breaking the law if I don't have a R129 car seat?

No, you can still legally use an R44 car seat (as detailed previously) as long as it is suitable for your child and the vehicle in which it will be used.



TOP TIP: Do research which car seat is suitable for your car and any other that you intend to use it in.



27. How is a car seat removed in an accident?

The harnesses and buckles of car seats are designed so that the child can be removed quickly when required. Emergency services are trained to deal with any situation and if it is more appropriate to remove the child in the seat, they will do so and know how to do this.

28. My child's head slumps forward; is this a problem?

It's important to select the right seat for both your child and the vehicle(s) in which it is going to be used.

Young children are unable to lift their heads themselves and this may therefore cause an airway obstruction and should be avoided. Studies have been conducted in this area and further information and links to these studies can be provided by your car seat manufacturer and the Baby Products Association if required (contact julie@b-p-a.org).

However, for older children their positioning in the event of a collision is of primary importance and their head falling forward is of lesser importance.



TOP TIP: Do not accelerate and brake hard.

TOP TIP: Use any recline that the seat may have to prevent this where possible.



29. There's a gap between the child seat and vehicle back rest, is this OK?

It is unlikely that there will be a large gap between a well fitted car seat and the vehicle seat, however, it is also unlikely that a small gap will affect the performance of the car seat. ISOFIX car seats (both those with a top tether and those with a support foot) are secured independently of the seat of the car and other than perhaps moving the child's head slightly further forward than anticipated, a gap is probably not an issue.

For a belt-attached car seat, a gap may indicate that the car seat has been incorrectly fitted and could make it unstable.

30. There's a gap under my child's seat (front/middle/back scenarios), is this OK?

It is unlikely that there will be a large gap between a well fitted car seat and the vehicle seat, however, it is also unlikely that a small gap will affect the performance of the car seat. ISOFIX car seats (both those with a top tether and those with a support leg) are secured independently of the seat of the car and other than perhaps moving the child's head slightly further forward than anticipated, a gap is probably not an issue.

For a belt-attached car seat, a gap may indicate that the car seat has been incorrectly fitted and could make it unstable. If the manufacturer's instructions specifically permit adding something to fill the gap, then add only the product that the manufacturer recommends in the user manual, otherwise never add anything under the car seat.



31. Where should the headrest sit on my child?

Often the harness positioner or seat belt guide is mechanically linked with the headrest. In this case the position of the shoulder strap (of either harness or seat belt) is used to identify the best position of the harness. As a result, the headrest, being rigidly connected, is also perfectly located.

The headrest offers protection to the vital head area. It is important that as much of the back and side of the child's head is covered as possible most especially when not linked with the harness positioner or seat belt guide.

32. Where should a harness sit on the child?

It is dependent on whether the car seat is forward or rearward facing. In a forward facing car seat, it should be level with or a little bit above the shoulder. In a rearward facing car seat, it should be level with or a little bit below the shoulder.



TOP TIP: No more than two fingers pressed together should be able to be passed between the child and the harness/shield.

33. Where should the shield sit on my child?

The shield is guided into place and there may be some small adjustment necessary to ensure that it is positioned across the child's pelvis.



34. Can I use my car seat abroad?

If you are using a car seat in the UK, it can be used anywhere in the European Union (EU) and some other countries outside the EU.

If you are not currently using a car seat, you may find it is necessary in some EU countries. Only children up to 135cm in height must be retained in a car seat in the UK but in some other EU countries a child of up to 150cm in height must be retained in a car seat.*

(See list on page 34).

Not all countries have adopted R129**
(see list on page 34).

The following countries are examples of some in which you cannot use an R44 or R129 car seat:

- United States of America
- Australia

35. Can I use my car seat on an aircraft?

Yes, if approved by the car seat manufacturer and permitted by the airline. Check in advance before you travel.



TOP TIP: Plan ahead and consider an alternative before setting off.

TOP TIP: Always try to use your own car seat where possible so that the integrity of it is known.



36. Is a car seat that swivels or rotates safe to use?

Yes, but ensure that it is not left sideways facing during travel unless specifically designed to be used in this way.

37. Why is the angle of the backrest of my booster seat able to be adjusted?

It is designed to accommodate the different angles of vehicle seats to ensure a snug fit.

38. Can I remove the back rest of my booster seat? If not, why not if it is detachable?


The backrest is often removable to allow for easier transportation when not occupied by the child. If you purchased a seat with a backrest, it is advisable that this is always used. If for any reason you want to use it without the backrest, ensure that this is permitted in the user manual.

39. My seat fixed with ISOFIX moves side to side, is this ok?

Yes, this is quite common and acceptable.



TOP TIP: Make sure all ISOFIX anchorage points are connected, often indicated by a green indication or audible sound.



40. What is the difference between a top tether and support leg? Do you have to have one or the other? Is one safer?

You do not have to have one or the other, depending on the type of car seat but both are permitted in Regulation.

A top tether is routed towards the back of the vehicle to an approved anchorage point (either in the area behind the vehicle headrest or in the boot of the vehicle). The support leg is in contact with the vehicle floor where the adult foot would usually be placed.



TOP TIP: Do not assume that a car seat with a support leg is not suitable for a vehicle with an underfloor storage compartment, always check the vehicle handbook. Some storage compartments can withstand the use of a support leg so follow the advice given above when selecting an appropriate car seat.

41. How can I tell if my car seat is approved to the latest requirements?

It will carry a label that confirms that it meets the requirements of the relevant Regulation (either R44 or R129) (*see information and diagrams in 'The Basics' on pages 8–9*).



NOTE: THE INFORMATION IN THIS PAPER SHOULD BE USED IN CONJUNCTION WITH THE MANUFACTURER'S INSTRUCTIONS.



APPENDIX

SEE QUESTIONS 5 & 6

WHAT RETAILERS NEED TO KNOW

The sale of R44 car seats in the EU and NI must cease on 1st September 2023, although there is a proposal for a 12 month grace period for products already on the market. However, this does not infer that these are unsafe and consumers can continue to use an R44 seat for the foreseeable future and sales of R44 child restraints can currently continue in Great Britain beyond the 2023 date.

New 'type-approval' of Integral ISOFIX group 0, 0+ and 1 car seats (those with an integral harness or integral shield) was stopped in September 2017 but extensions of 'type-approvals' were possible until September 2020.

New 'type-approval' of Group 2-3 car seats was stopped in September 2019 but extensions of 'type-approvals' are possible until September 2022.

New 'type-approval' of belt-attached integral car seats in groups 0, 0+ and 1 car seats were stopped in September 2020, but extensions of 'type-approvals' are possible until September 2022.

Some manufacturers are already phasing out R44 seats because all relevant phases of R129 are now in force, so that all child ages are covered.

SEE QUESTIONS 5 & 6



WHAT MANUFACTURERS SHOULD BE WORKING TO

New 'type-approval' of Integral ISOFIX Group 0, 0+ and 1 car seats was stopped in September 2017 but extensions of 'type-approvals' were possible until September 2020.

New 'type-approval' of Group 2–3 car seats was stopped in September 2019 but extensions of 'type-approvals' are possible until September 2022. Booster cushions are now included in R129 and

new 'type-approvals' were possible up until September 2021.

The sale of R44 car seats in the EU and NI must cease on 1st September 2023 although there is a proposal for a 12 month grace period for products already on the market. Sales of R44 child restraints can currently continue in Great Britain beyond the 2023 date.

WHAT CONSUMERS NEED TO KNOW

The sale of R44 car seats in the EU and NI must cease on 1st September 2023, although there is a proposal for a 12 month grace period for products already on the market. This means that with the availability of R44 approved seats to purchase being withdrawn, they will naturally phase out.

The approval of new seats is transferring to R129 and after the September date is reached, R129 will be the only approval permitted for new car seat models. Sales of R44 child restraints can currently continue in Great Britain beyond the 2023 date.

SEE QUESTION 32

CAR SEAT LEGISLATION IN EUROPEAN COUNTRIES

It is mandatory to use a car seat for a child up to **150cm** in height in the following countries:

Germany
Italy
Poland
Czech Republic
Switzerland

It is mandatory to use a car seat for a child up to **135cm** in height in the following countries:

UK	Austria
France	Portugal
Spain	Hungary
Netherlands	Sweden
Belgium	Denmark

R129 LEGISLATION

The following countries have adopted R129 legislation:

Albania	Hungary	Romania
Austria	Ireland	Russian Federation
Azerbaijan	Italy	Serbia
Belarus	Japan	Slovakia
Belgium	Kazakhstan	Slovenia
Bosnia & Herzegovina	Korea (Rep. of)	South Africa
Bulgaria	Latvia	Spain
Croatia	Lithuania	Sweden
Cyprus	Luxembourg	Switzerland
Czech Republic	Macedonia	Thailand
Denmark	Malaysia	Tunisia
Egypt	Malta	Turkey
Estonia	Montenegro	Ukraine
Finland	Netherlands	United Kingdom
France	New Zealand	
Germany	Norway	
Greece	Poland	
	Portugal	

DISCLAIMER:

This information has been prepared for general information purposes only. The Baby Products Association makes no warranties in respect of any advice provided, and in all circumstances in cases of conflict, the legislator and/or manufacturer's own advice should be followed. All advice or information contained herein is up to date to the best of our knowledge at the time of publication. Unless we provide our express prior written consent, no part of this report should be reproduced, distributed or communicated in any way to any third party. To the fullest extent permitted by law, the Baby Products Association do not accept any liability arising from any actions taken or not taken based on any or all of the advice contained herein (whether such liability arises in tort, contract or in any other way and whether or not caused by negligence or misrepresentation) for any costs, expenses, loss or damage (whether direct, indirect or consequential, and whether economic or other) suffered as a result of following the guidance contained here but in the alternative, any liability found to be incurred by you in any one event will be limited to £650,000. For the avoidance of doubt, we do not intend to exclude or limit any liability for fraud or fraudulent misrepresentation or liability in the event of death or personal injury or as a result of our negligence.

Version: March 2022



baby jogger

BabyStyle

BÉBÉCAR

britax
römer

Bubble
Bum

chicco

COSATTO
clever stuff for happy babies

COZY SAFE

CuddleCo

cybex

diono

doona

GRACO

hauck
group

Inglesina

INVICTUS

Joie

mamas
& papas

MAXI-COSI
We carry the future

miniuno

nuna

Peg Perego

MADE IN ITALY

RECARO

Roma

Silver Cross



Baby Products Association

Grove House
Ashgrove
Steeple Claydon
Bucks
MK18 2LW

Email:

info@b-p-a.org

Telephone:

0845 456 9570

www.b-p-a.org

